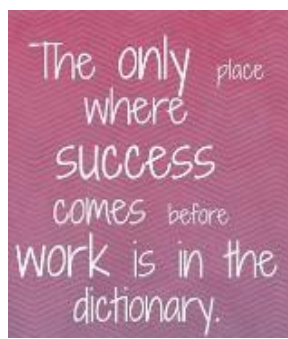
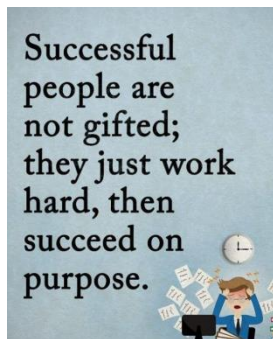
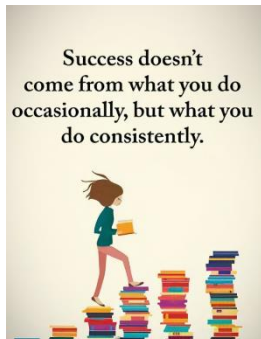


How to revise for Spanish



<p>Vocabulary</p>	<p>The course is split into eight modules and each module has a vocabulary list. Your child has the list for each module printed as a paper copy. Your child may use this to highlight/annotate and may make flashcards and mind maps of the words and phrases to focus on the most.</p> <p>An alternative to revising on paper is to access online revision. The vocabulary lists are uploaded into two platforms (Blooket and Memrise). Your child can access quizzes on the vocabulary.</p> <p>Revision of the vocabulary linked to the course will help your child to cope with the listening and reading papers. It will also enable them to respond in the speaking and writing exams.</p>
<p>Speaking questions</p>	<p>Your child has a speaking book in which all answers to the speaking questions are stored. Your child should regularly practise the answers, aiming to be able to answer the questions from memory. You could help your child by asking the questions and giving feedback.</p>
<p>Writing exam</p>	<p>The writing exam requires your child to be able to communicate accurately across a range of time frames and express and justify opinions. There are lots of verb forms that your child must know. These verbs have been loaded into a Blooket quiz for your child to practise with. These verbs are also on paper.</p> <p>Please regularly test your child on these key verbs.</p>